

Scaled data based on original data using  
LM-79-08 Approved Method: Electrical and Photometric Measurements of Solid-  
State Lighting Products

Test Report Prepared for  
Cooper Lighting Solutions  
(formerly Eaton)

Brand: McGRAW-EDISON

Report Number: P386376

Luminaire Tested: **GWC-SA2A-730-U-T4W-HSS**

Issue Date: 3/3/2020

**Test Information**

Test Method: LM-79-08  
Report Number: P386376  
TEST IS SCALED FROM IESNA LM-79-08 TEST DATA (G2-1903-205-19)  
Test Lab: INNOVATION CENTER  
Issue Date: 3/3/2020  
Manufacturer: COOPER LIGHTING SOLUTIONS (FORMERLY EATON)  
Product Line: MCGRAW-EDISON  
Catalog Number: GWC-SA2A-730-U-T4W-HSS  
Description: GALLEON WALL LUMINAIRE  
(2) 70 CRI, 3000K, 615mA LIGHTSQUARES WITH 16 LEDS EACH AND TYPE IV WIDE OPTICS WITH HOUSE SIDE SHIELD  
Light Source: -  
Ballast/Driver: ELECTRONIC DRIVER

**Summary**

Lumens per Lamp: N/A  
Luminaire Lumens: 6419 lumens  
Efficiency: N/A  
Efficacy: 97.3 lumens/watt  
Luminous Opening: Rectangular (W 1' x L: 0.5' x H: 0')  
IES Classification: Type IV - Short  
BUG Rating: B1 - U0 - G2

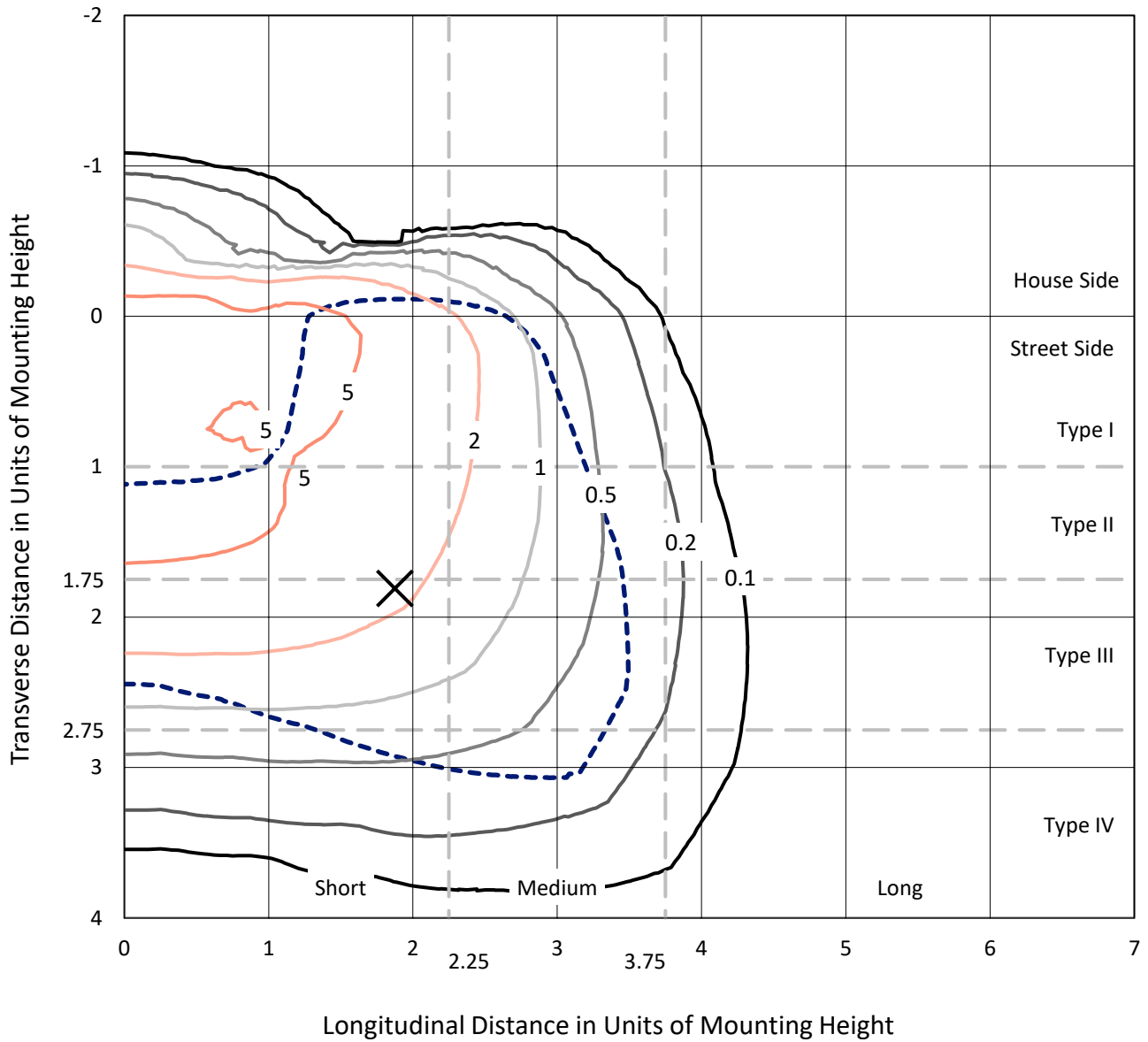
Input Watts (W): 66  
Input Voltage (V): NR  
Input Current (A<sub>in</sub>): NR  
Voltage Rise (V): NR  
Power Factor: NR  
Total Harmonic Distortion (THDi): NR  
Frequency (hertz): 60  
Stabilization Time: NR  
Operation Time: NR  
Ambient Temperature (°C): NR  
Test Distance: 24 FT



REPORT NUMBER: P386376  
 CATALOG NUMBER: GWC-SA2A-730-U-T4W-HSS

### Iso-Footcandle Lines of Horizontal Illumination

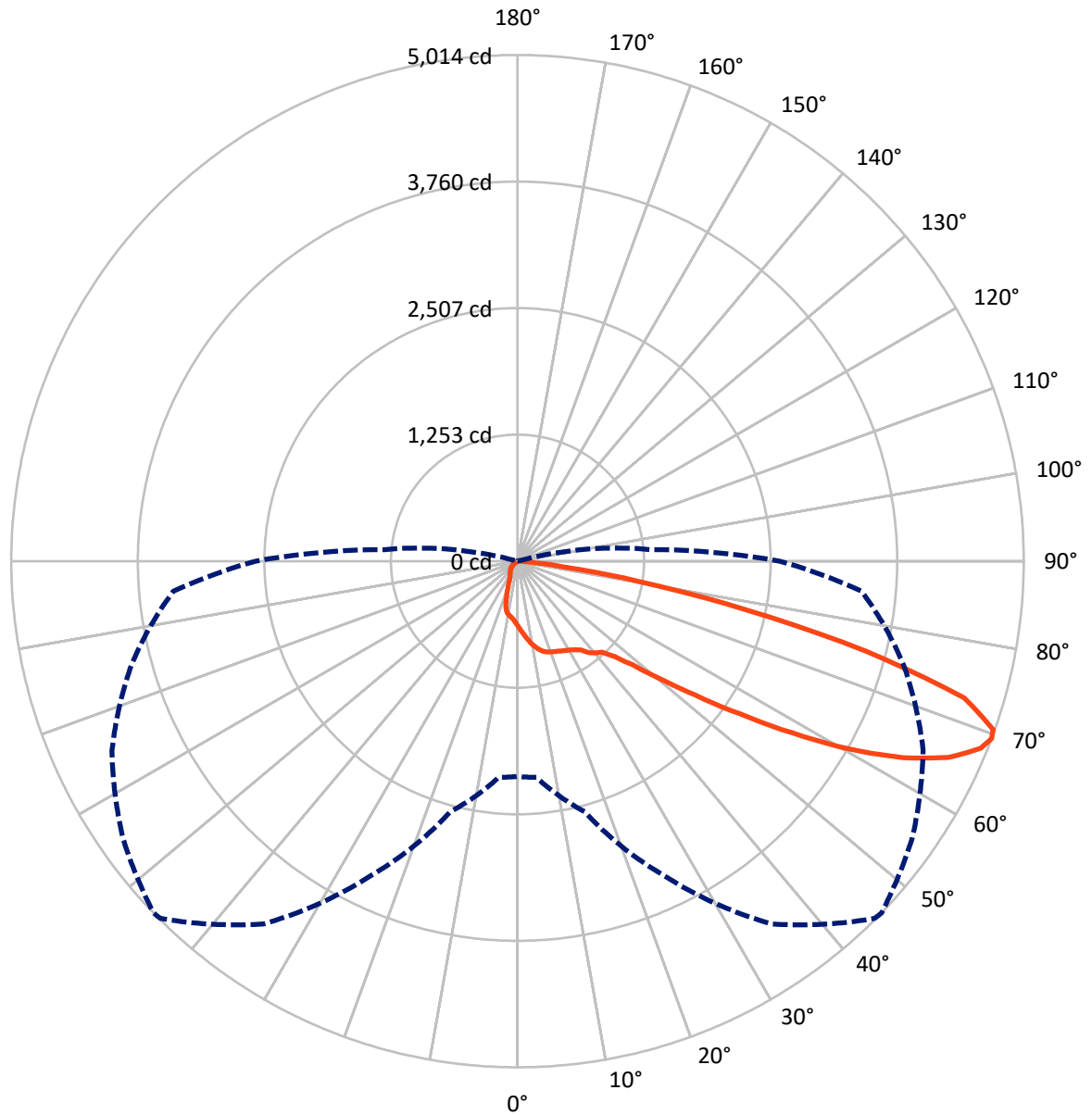
✕ Max cd  
 - - - 1/2 Max cd



Based on 10 foot mounting height. Maximum calculated value = 9.4 fc  
 Type IV - Short - N/A

REPORT NUMBER: P386376  
CATALOG NUMBER: GWC-SA2A-730-U-T4W-HSS

### Luminous Intensity Polar Plot



— Vertical Plane Through 46-Deg Lateral    - - - Horizontal Cone Through 69-Deg Vertical

REPORT NUMBER: P386376

CATALOG NUMBER: GWC-SA2A-730-U-T4W-HSS

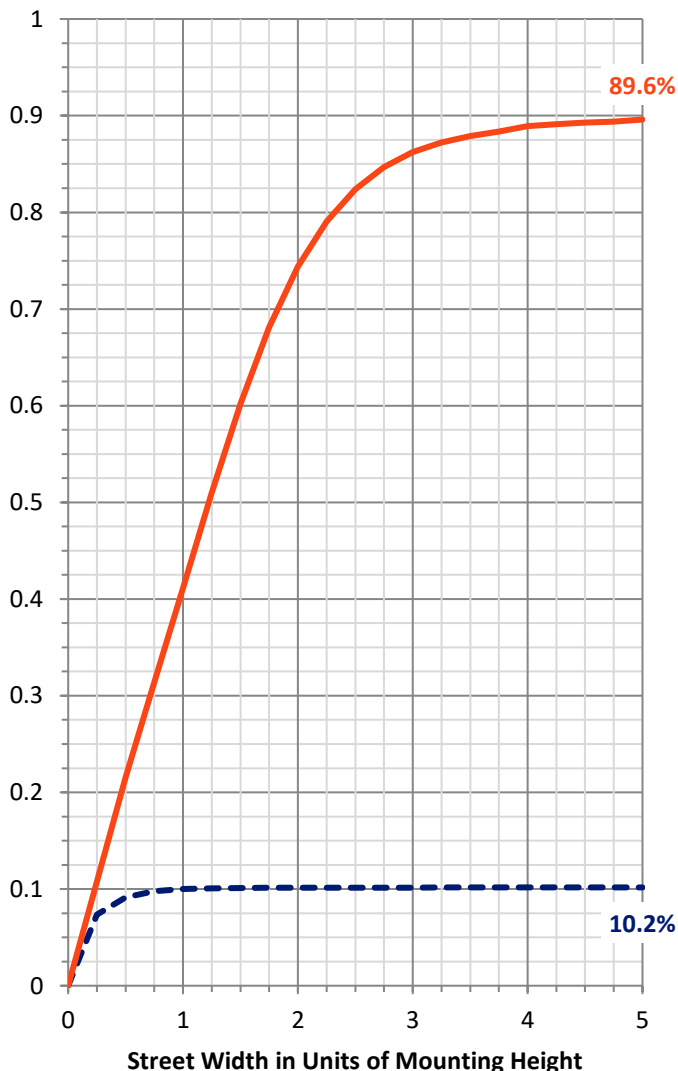
**FLUX DISTRIBUTION:**

		Downward	Upward	Total
<b>House Side</b>	Lumens	658.7	0.0	658.7
	% Fixture	10.3	0.0	10.3
<b>Street Side</b>	Lumens	5760.2	0.0	5760.2
	% Fixture	89.7	0.0	89.7
<b>Total</b>	Lumens	6419.0	0.0	6419.0
	% Fixture	100.0	0.0	100.0

**ZONAL LUMENS:**

Zone	Lumens	% Fixture
0°-10°	64.0	1.0
10°-20°	194.2	3.0
20°-30°	305.4	4.8
30°-40°	438.0	6.8
40°-50°	757.0	11.8
50°-60°	1495.5	23.3
60°-70°	2090.1	32.6
70°-80°	1009.8	15.7
80°-90°	64.9	1.0
90°-100°	0.0	0.0
100°-110°	0.0	0.0
110°-120°	0.0	0.0
120°-130°	0.0	0.0
130°-140°	0.0	0.0
140°-150°	0.0	0.0
150°-160°	0.0	0.0
160°-170°	0.0	0.0
170°-180°	0.0	0.0
0°-90°	6419.0	100.0
0°-180°	6419.0	100.0

**Coefficient of Utilization**



REPORT NUMBER: P386376

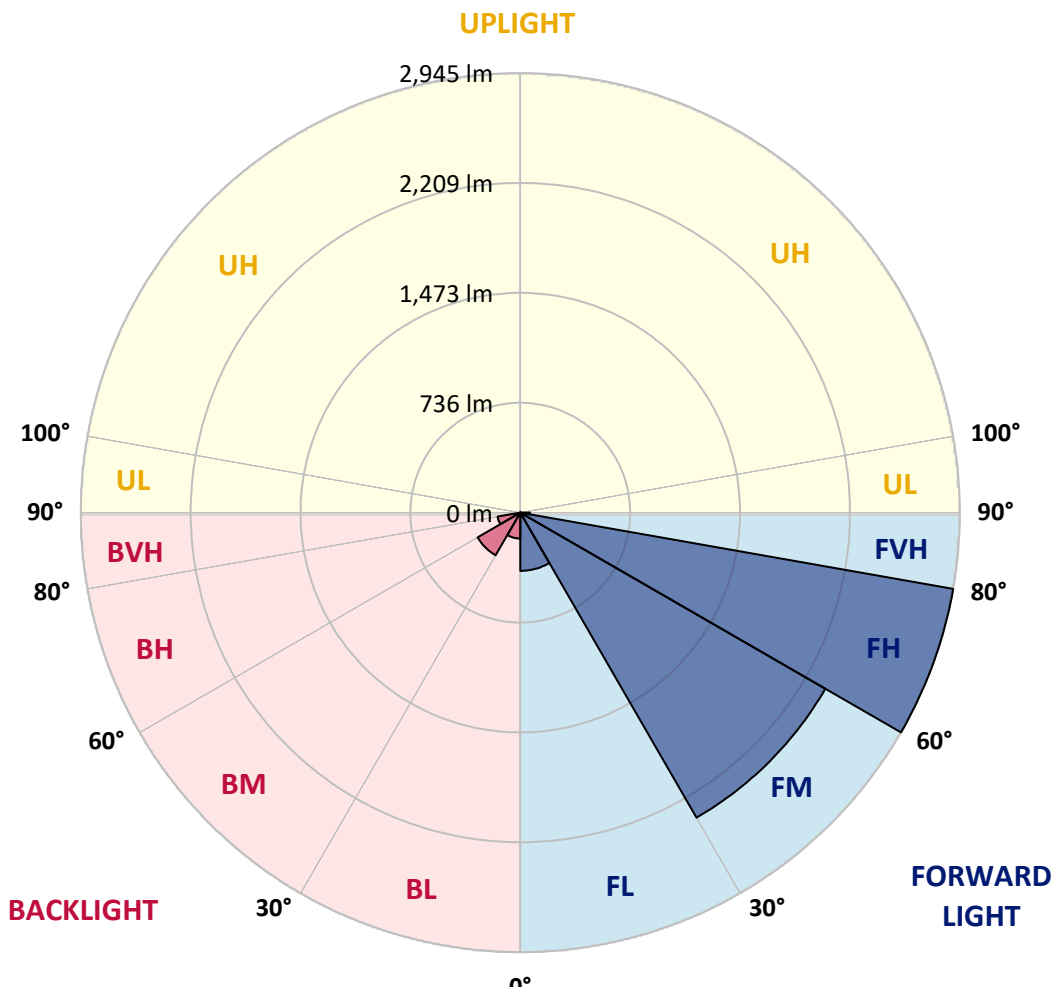
CATALOG NUMBER: GWC-SA2A-730-U-T4W-HSS

**LUMINAIRE CLASSIFICATION SYSTEM LUMEN TABLE AND BUG RATING:**

Zone	Lumens	% Fixture	Zone Rating/Lumen Limit		
			B	U	G
FL (0°-30°)	390.0	6.1			
FM (30°-60°)	2360.4	36.8			
FH (60°-80°)	2945.4	45.9			G2/5000
FVH (80°-90°)	64.4	1.0			G1/100
BL (0°-30°)	173.6	2.7	B1/500		
BM (30°-60°)	330.1	5.1	B1/1000		
BH (60°-80°)	154.5	2.4	B1/500		G1/500
BVH (80°-90°)	0.5	0.0			G0/10
UL (90°-100°)	0.0	0.0		U0/0	
UH (100°-180°)	0.0	0.0		U0/0	

**BUG Rating: B1-U0-G2**

Type IV Short





REPORT NUMBER: P386376

CATALOG NUMBER: GWC-SA2A-730-U-T4W-HSS

**CANDELA DISTRIBUTION (FULL):**

	0°	5°	15°	25°	35°	45°	46°	55°	65°	75°	85°
0°	643.2	643.2	643.2	643.2	643.2	643.2	643.2	643.2	643.2	643.2	643.2
2.5°	714.5	713.6	709.4	707.6	697.3	691.3	688.9	681.4	670.5	659.7	647.7
5°	795.7	795.4	787.6	780.1	760.8	742.8	739.5	722.0	697.6	674.8	651.9
7.5°	878.8	874.9	867.1	852.6	824.6	795.7	793.0	768.4	733.7	700.6	667.8
10°	949.2	946.8	936.6	914.6	881.8	849.0	845.7	815.3	776.2	735.6	693.7
12.5°	1004.0	1002.2	988.7	961.3	926.4	892.4	887.8	860.8	818.9	773.5	724.1
15°	1037.4	1036.5	1020.0	990.8	956.5	927.0	923.1	899.3	860.5	812.9	757.2
17.5°	1045.2	1045.5	1028.4	998.9	970.6	949.5	946.5	928.5	896.0	848.7	790.3
20°	1027.8	1031.4	1016.1	990.5	973.0	961.9	959.5	948.6	921.3	876.7	816.8
22.5°	1003.1	1004.9	994.4	977.2	970.0	972.1	970.9	964.9	941.7	900.8	843.0
25°	988.1	988.1	981.7	967.3	972.1	985.1	985.4	984.2	965.8	930.3	874.9
27.5°	987.5	985.7	978.4	967.6	980.8	1000.7	1001.9	1010.0	998.6	966.1	914.6
30°	1011.5	1009.4	994.1	979.9	996.8	1018.2	1021.2	1038.9	1033.2	1004.9	958.9
32.5°	1067.8	1060.3	1026.3	1003.1	1015.8	1041.3	1045.2	1073.5	1082.6	1052.8	1001.6
35°	1144.9	1121.1	1072.0	1047.1	1048.3	1075.0	1078.7	1120.2	1147.0	1096.7	1034.7
37.5°	1251.1	1239.4	1159.6	1092.8	1098.2	1138.8	1149.4	1194.5	1187.0	1120.8	1072.3
40°	1484.1	1465.7	1380.8	1221.0	1146.1	1190.6	1193.9	1218.0	1218.6	1175.3	1150.6
42.5°	1801.3	1793.7	1704.4	1453.7	1240.3	1225.2	1231.2	1271.9	1317.3	1290.2	1289.0
45°	2152.5	2148.6	2053.8	1762.4	1430.8	1338.7	1346.2	1400.7	1487.7	1493.7	1531.9
47.5°	2435.1	2433.3	2378.8	2107.0	1722.4	1531.0	1533.4	1591.2	1744.1	1819.6	1880.7
50°	2692.7	2701.5	2658.4	2479.9	2119.7	1832.3	1826.5	1865.1	2110.7	2234.4	2310.2
52.5°	3050.9	3063.2	2942.5	2827.9	2536.5	2206.1	2201.6	2241.9	2551.3	2644.0	2657.5
55°	3367.2	3346.1	3250.7	3217.6	3044.9	2667.7	2666.5	2702.1	2977.4	3016.9	3041.8
57.5°	3506.8	3498.7	3544.8	3620.6	3577.3	3213.4	3210.7	3183.6	3358.8	3363.0	3439.7
60°	3595.0	3604.9	3746.1	3979.9	4088.0	3800.6	3783.1	3617.9	3722.9	3713.6	3795.8
62.5°	3528.8	3548.4	3802.4	4192.1	4470.2	4313.1	4288.4	4015.8	4034.1	4001.9	4078.4
65°	3177.3	3207.7	3623.9	4152.1	4659.8	4713.7	4688.7	4367.0	4281.2	4228.2	4185.8
67.5°	2579.9	2597.9	3032.5	3803.9	4574.3	4952.7	4947.5	4674.9	4467.8	4190.0	3860.8
69°	2132.0	2149.8	2568.1	3437.3	4386.2	5003.8	5013.8	4773.6	4432.3	3957.7	3420.8
70°	1805.8	1824.7	2214.5	3123.1	4168.0	4980.0	4997.8	4764.3	4330.6	3688.6	3034.6
72.5°	947.1	963.4	1363.4	2151.6	3397.9	4572.8	4626.7	4361.6	3670.9	2678.9	1794.3
75°	297.7	307.0	532.4	1124.7	2326.5	3555.6	3567.9	3421.4	2606.6	1473.5	747.3
77.5°	113.5	110.8	177.3	414.4	1176.2	2238.9	2314.4	2138.0	1367.9	521.0	172.5
80°	61.1	61.4	92.1	171.5	503.2	1150.6	1214.4	1036.2	486.1	162.5	39.7
82.5°	26.5	27.7	51.8	90.9	231.1	424.4	456.3	379.8	185.7	109.2	14.7
85°	5.7	6.3	25.0	49.4	94.2	119.2	124.9	123.1	118.3	84.9	5.7
87.5°	0.0	0.0	11.1	17.8	23.8	27.1	23.8	31.0	65.3	57.2	3.0
90°	0.0	0.0	0.0	0.0	0.0	0.0	0.0	0.0	0.0	0.0	0.0



REPORT NUMBER: P386376

CATALOG NUMBER: GWC-SA2A-730-U-T4W-HSS

**CANDELA DISTRIBUTION (continued):**

	90°	95°	105°	115°	125°	135°	145°	155°	165°	175°	180°
0°	643.2	643.2	643.2	643.2	643.2	643.2	643.2	643.2	643.2	643.2	643.2
2.5°	643.8	638.3	629.0	618.8	611.6	604.0	598.0	595.3	592.3	590.2	592.9
5°	642.6	632.0	614.0	596.5	583.9	573.6	565.2	561.9	558.6	556.2	555.9
7.5°	653.1	638.3	610.7	585.1	565.5	551.7	540.2	535.4	531.5	529.7	528.2
10°	673.3	654.3	617.3	583.9	558.6	535.1	510.4	491.5	479.1	473.4	471.3
12.5°	699.4	675.7	629.9	590.2	553.5	508.3	456.0	410.8	381.6	372.0	366.3
15°	730.1	700.6	646.5	598.3	534.8	452.3	363.6	304.6	277.5	272.1	266.1
17.5°	759.6	727.1	666.3	599.8	493.9	361.5	266.4	226.3	215.8	219.4	220.3
20°	785.5	753.3	685.9	586.6	419.5	271.2	206.2	196.2	200.1	207.1	208.3
22.5°	811.7	778.6	704.0	551.7	324.4	205.9	185.7	188.1	192.0	198.9	200.1
25°	843.6	809.3	720.8	487.6	243.5	175.2	176.4	180.0	183.9	190.2	190.8
27.5°	880.3	848.1	731.9	404.2	180.6	161.0	164.9	170.3	174.3	180.3	181.5
30°	929.1	899.3	735.6	317.8	151.4	148.4	150.2	156.8	162.5	167.9	168.8
32.5°	974.8	949.8	723.5	239.9	140.2	136.6	136.6	140.6	147.2	152.3	153.5
35°	1017.0	1000.7	685.0	175.5	131.8	125.8	122.8	122.8	127.0	131.2	132.4
37.5°	1072.6	1072.0	622.7	139.9	123.7	116.8	110.5	105.6	104.1	105.0	105.6
40°	1168.0	1168.9	541.4	125.5	116.8	107.4	97.8	89.1	81.0	78.3	77.9
42.5°	1317.0	1303.5	456.3	118.6	110.8	97.8	83.4	71.6	59.0	55.1	54.8
45°	1553.6	1473.2	366.0	112.3	104.4	87.0	68.9	53.0	42.7	39.7	39.7
47.5°	1898.2	1696.2	283.5	105.3	96.0	74.6	52.1	38.2	31.3	29.8	30.1
50°	2254.5	1914.7	217.3	96.6	85.8	61.7	38.5	27.7	23.8	23.8	24.1
52.5°	2570.5	2074.8	169.4	87.3	73.1	48.5	29.2	21.7	19.9	19.6	19.9
55°	2866.4	2178.1	129.7	76.4	58.1	36.1	22.3	17.8	16.6	16.0	15.7
57.5°	3151.7	2229.2	97.2	61.7	42.1	26.2	17.8	15.0	13.8	12.9	12.6
60°	3341.6	2187.7	66.8	45.4	29.2	19.0	14.7	12.9	11.4	10.5	10.2
62.5°	3448.7	2074.2	43.0	32.8	20.8	14.1	11.7	10.8	8.7	7.8	7.8
65°	3405.4	1887.0	30.1	23.5	15.0	10.5	8.7	8.7	6.3	5.1	4.8
67.5°	3017.8	1594.2	22.9	17.5	10.8	7.8	6.6	7.5	3.9	2.4	2.4
69°	2596.4	1321.2	19.6	14.4	9.0	6.3	5.7	6.9	2.7	1.8	1.5
70°	2256.6	1139.8	17.8	12.6	7.5	5.4	5.1	6.6	2.7	1.5	1.2
72.5°	1350.1	635.6	13.5	9.0	4.8	4.2	4.2	7.5	2.7	1.5	1.2
75°	545.6	223.9	9.9	6.3	3.6	3.6	5.1	9.6	2.4	1.2	0.9
77.5°	123.7	49.1	5.7	3.9	2.4	3.6	6.0	7.5	1.5	0.6	0.0
80°	30.1	12.0	3.6	2.4	1.5	2.7	4.5	4.2	0.3	0.0	0.0
82.5°	9.9	4.2	1.5	1.2	0.3	0.9	2.1	1.2	0.0	0.0	0.0
85°	4.2	2.4	0.6	0.3	0.0	0.0	0.3	0.0	0.0	0.0	0.0
87.5°	2.7	0.9	0.0	0.0	0.0	0.0	0.0	0.0	0.0	0.0	0.0
90°	0.0	0.0	0.0	0.0	0.0	0.0	0.0	0.0	0.0	0.0	0.0



Signify Classified - Internal  
Cooper Lighting Solutions Photometric Lab  
1121 Highway 74 South  
Peachtree City, GA 30269

Scaled Data Report



Report Generated By 670245982

Signify Classified - Internal  
Cooper Lighting Solutions Photometric Lab  
1121 Highway 74 South  
Peachtree City, GA 30269

Scaled Data Report



Signify Classified - Internal  
Cooper Lighting Solutions Photometric Lab  
1121 Highway 74 South  
Peachtree City, GA 30269

Scaled Data Report



Signify Classified - Internal  
Cooper Lighting Solutions Photometric Lab  
1121 Highway 74 South  
Peachtree City, GA 30269

Scaled Data Report





--- HS — SS

Signify Classified - Internal  
Cooper Lighting Solutions Photometric Lab  
1121 Highway 74 South  
Peachtree City, GA 30269

Scaled Data Report



u

Signify Classified - Internal  
Cooper Lighting Solutions Photometric Lab  
1121 Highway 74 South  
Peachtree City, GA 30269

Scaled Data Report



Signify Classified - Internal  
Cooper Lighting Solutions Photometric Lab  
1121 Highway 74 South  
Peachtree City, GA 30269

Scaled Data Report



(END OF REPORT)